

# Degrees Conferred

Academic Year 2024-2025

## Degrees Conferred by College and Level

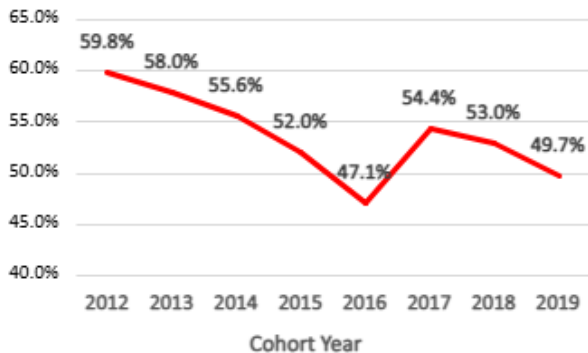
COLLEGE OR SCHOOL	TOTAL	BACH	MA	PGC <sup>1,2</sup>	DOCT	JD
<b>TOTAL</b>	<b>2137</b>	<b>1469</b>	<b>434</b>	<b>2</b>	<b>108</b>	<b>124</b>
Business Administration	342	283	56	-	3	-
Architecture	131	67	64	-	-	-
Natural Sciences	408	363	22	-	23	-
Social Sciences	456	329	97	-	30	-
Communication and Information	144	108	34	2	-	-
Law	135	-	11	-	-	124
Education	205	103	65	-	37	-
General Studies	11	11	-	-	-	-
Humanities	280	205	60	-	15	-
Planning	25	-	25	-	-	-

## Degrees by Gender and Level

Degrees	BACH	MA	PGC <sup>1,2</sup>	DOCT	JD	TOTAL
Female	988	234	2	76	80	1,380
Male	475	198	0	32	44	749
Not available	6	2	0	0	0	8
<b>TOTAL</b>	<b>1,469</b>	<b>434</b>	<b>2</b>	<b>108</b>	<b>124</b>	<b>2,137</b>

Postgraduate Certification:  
<sup>1</sup>CPB: Cert. Post Baccalaureate  
<sup>2</sup>CPM: Cert. Post Master

## Graduation Rates (Undergraduate)



# Accreditations

Accrediting Agency	College or School
ACBSP, AACSB, ABET-CAC	Business Administration
NAAB	Architecture
ABET-CAC, ACEND	Natural Sciences
CSWE, NASPAA, CORE, CACREP, APA	Social Sciences
ABA	Law
CAEP	Education
ACEJMC	Communication
ALA	Science and Information Technology
PAB	Planning

50 accredited programs

Source: Dashboard Vice-presidency Affairs/Professional Accreditations

## Academic Offerings

Baccalaureate	59
Master	47
Post Graduate Certificate	4
First Professional Level	1
Doctorate	16
<b>TOTAL</b>	<b>127</b>

Source: Data reported to Puerto Rico Board of Postsecondary Institutions

Data Source: SAGA, IPEDS and HRMS

† Enrollment:	2025-2026 - Cut off date: Sept/04/2025 2024-2025 - Cut off date: Aug/26/2024
Applicants and Admitted:	Central Administration of the University of Puerto Rico Sept/2025
†† Degrees Conferred:	Summer 2025, 1st Semester 2024-2025 & 2nd Semester 2024-2025
‡ Human Resources:	HRMS System (December, 12, 2025) IPEDS Data Feedback Report (DFR) 2025

Division of Institutional Research and Assessment (DiiA)  
 10 Ave. Universidad, STE 1001  
 San Juan, PR 00925-2530  
 787.764.0000, Ext. 83207  
<http://academicos.uprrp.edu/diia>  
[peticiones.diia@upr.edu](mailto:peticiones.diia@upr.edu)



**DiiA**  
 División de Investigación Institucional y Avalúo  
 Decanato de Asuntos Académicos

Revised: DIIA / PRMR / Abril, 2026  
 PMRP

U P R R P

2025-2026

## HIGHLIGHTS

- Established in **1903**, the University of Puerto Rico, Río Piedras Campus (UPRRP) is the oldest institution of Higher Education in Puerto Rico.
- Since 1946, the UPRRP has voluntarily engaged in the institutional self-study and accreditation process of the **Middle States Commission on Higher Education**.
- Since **2018** the UPRRP is classified as **Doctoral Universities: High Research Activity** by the Carnegie Classification of Institutions of Higher Education, the only among comparable institutions in Puerto Rico.
- Nobel** laureates who have served in our campus: Gabriela Mistral, Juan Ramón Jiménez, Saul Bellow, James Tobin and Mario Vargas Llosa.
- UPRRP offers **127** academic programs, of which **50 are accredited**, and has the most extensive graduate-level academic offerings in Puerto Rico.
- During **2024-2025** academic year **2,137** degrees were conferred, including **108** doctorates.
- 8,647** undergraduates and **2,674** graduate students enrolled in **2025-26** academic year, most of them full time.
- Undergraduate Retention Rates average **81%** for the **2024** Cohort.
- Undergraduate Six Year Graduation Rate is **50%** for the **2019** Cohort.

University of Puerto Rico - Río Piedras Campus  
 14 Ave. Universidad Ste. 1401  
 San Juan, PR 00925-2534  
 Telephone: (787) 764-0000  
<http://www.uprrp.edu>



Equal Opportunity of Employment M/M/V/I

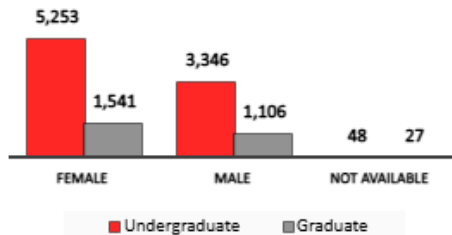
# Student Enrollment

First Semester 2025-26 and 2024-25

## Total Enrollment by Level

First Semester	2025-26	2024-25
<b>TOTAL</b>	<b>12,116</b>	<b>11,393</b>
<b>Undergraduate</b>	<b>8,647</b>	<b>8,738</b>
<b>Graduate</b>	<b>2,674</b>	<b>2,614</b>
Post Bachelor Certificates	10	9
Juris Doctor	449	454
Master	1,415	1,371
Post Master Certificates	3	2
Doctoral	797	778
<b>Other</b> (Educación Continua)	<b>795</b>	<b>41</b>

## Enrollment, first semester 25-26



## Enrollment by College or School

College or School	2025-26	2024-25
Business Administration	2,054	2,068
School of Architecture	517	481
Natural Sciences	2,490	2,509
Social Sciences	2,049	2,059
Communication and Information	601	645
Law School	505	504
Education	1,096	1,115
General Studies	155	186
Humanities	1,531	1,527
School of Planning	74	73
Special Permissions	1,022	213
Continuing Education And Extension	22	13

# Undergraduate

High School Freshmen 2025-26

## Applications, Admissions and Enrollment

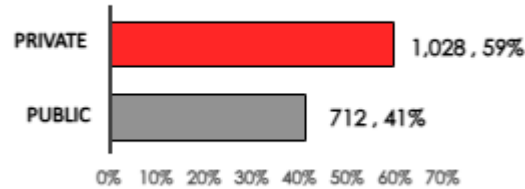
Academic Year	Applications*	Admissions	Enrollment
<b>2025-26</b>	<b>4,772</b>	<b>2,479</b>	<b>1,740</b>
<b>2024-25</b>	<b>4,799</b>	<b>2,620</b>	<b>1,867</b>

\*Unduplicated Headcount

## HIGH SCHOOL GPA

Maximum	4.00
Median	3.75
Mean (Average)	3.63
Minimum	1.99

## Enrollment by School Type 25-26



## Freshmen Students Demand by Municipality\*

San Juan	399
Carolina	174
Bayamón	151
Trujillo Alto	108
Guaynabo	105

# Human Resources

2025-2026

## FULL TIME Instructional Staff by Rank and Education

Rank	TOTAL <sup>1</sup>	Doctorate Post-Doct. and Juris Doctor	Master	Bachelor	Not available
<b>TOTAL</b>	<b>1079</b>	<b>766</b>	<b>279</b>	<b>23</b>	<b>11</b>
Professor	333	314	19	0	-
Associate	88	80	7	1	-
Assistant	325	304	21	0	-
Instructor	322	68	232	22	-
Other	11	0	0	0	-

<sup>1</sup> 91% of Tenure and Tenure Track hold a Doctorate

## All Staff by Assignment

Staff	TOTAL	Full Time	Part Time	Not available
Faculty*	<b>1,079</b>	756	323	-
Other Faculty**	<b>208</b>	197	11	-
Non Faculty	<b>1,001</b>	957	44	-

\* Includes Tenure and Tenure Track and Faculty on Contract

\*\* Includes Librarians, Administrative positions

## Staff by Gender

	TOTAL	Faculty	Non Faculty
<b>TOTAL</b>	<b>2,288</b>	<b>1,287</b>	<b>1,001</b>
Female	<b>1,207</b>	670	537
Male	<b>1,081</b>	617	464