

## Degrees Conferred

Academic Year 2023-2024

### Degrees Conferred by College and Level

COLLEGE OR SCHOOL	TOTAL	BACH	MA	PGC <sup>1,2</sup>	DOCT	JD
<b>TOTAL</b>	<b>2,119</b>	<b>1,397</b>	<b>480</b>	<b>12</b>	<b>100</b>	<b>130</b>
Business Administration	365	287	76	-	2	-
Architecture	111	58	53	-	-	-
Natural Sciences	358	314	12	-	32	-
Social Sciences	457	332	101	-	24	-
Communication and Information	143	91	49	3	-	-
Law	150	-	20	-	-	130
Education	217	135	54	-	28	-
General Studies	6	6	-	-	-	-
Humanities	277	174	89	-	14	-
Planning	35	-	26	9	-	-

### Degrees by Gender and Level

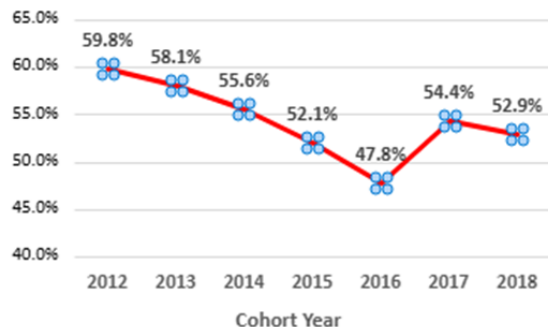
Degrees	BACH	MA	PGC <sup>1,2</sup>	DOCT	JD	TOTAL
Female	941	276	4	65	94	1,380
Male	452	204	8	35	36	735
Not available	4	0	0	0	0	4
<b>TOTAL</b>	<b>1,397</b>	<b>480</b>	<b>12</b>	<b>100</b>	<b>130</b>	<b>2,119</b>

Postgraduate Certification:

<sup>1</sup>CPB: Cert. Post Baccalaureate

<sup>2</sup>CPM: Cert. Post Master

### Graduation Rates (Undergraduate)



## Accreditations

Accrediting Agency	College or School
ACBSP, AACSB, ABET-CAC	Business Administration
NAAB	Architecture
ABET-CAC, ACEND	Natural Sciences
CSWE, NASPAA, CORE, CACREP, APA	Social Sciences
ABA	Law
CAEP	Education
ACEJMC	Communication
ALA	Science and Information Technology
PAB	Planning

**49 accredited programs**

Source: Dashboard Vice-presidency Affairs/Professional Accreditations

### Academic Offerings

Baccalaureate	59
Master	47
Post Graduate Certificate	4
First Professional Level	1
Doctorate	16
<b>TOTAL</b>	<b>129</b>

Source: Data reported to Puerto Rico Board of Postsecondary Institutions

Data Source: SAGA, IPEDS and HRMS

† Enrollment:	2023-2024 - Cut off date: Aug/28/2023 2024-2025 - Cut off date: Aug/26/2024
Applicants and Admitted:	Central Administration of the University of Puerto Rico Sept/2024
†† Degrees Conferred:	Summer 2023, 1st Semester 2023-2024 & 2nd Semester 2023-2024
‡ Human Resources:	HRMS System (November 1, 2024)
	IPEDS Data Feedback Report (DFR) 2024

Deanship of Academic Affairs  
Division of Institutional Research and Assessment (DiIA)

10 Ave. Universidad, STE 1001

San Juan, PR 00925-2530

787.764.0000, Ext. 85018

<http://academicos.uprrp.edu/diia>

[peticiones.diia@uprrp.edu](mailto:peticiones.diia@uprrp.edu)



**DiIA**

División de Investigación Institucional y Avalúo  
Decanato de Asuntos Académicos

Revised: DiIA / PRMR / September, 2025

UPRRP

2024-2025

## HIGHLIGHTS

- Established in **1903**, the University of Puerto Rico, Río Piedras Campus (UPRRP) is the oldest institution of Higher Education in Puerto Rico.
- Since **2018** UPRRP is classified as **Doctoral Universities: High Research Activity** by the Carnegie Classification of Institutions of Higher Education, the only among comparable institutions in Puerto Rico.
- Nobel** laureates who have served in our campus: Gabriela Mistral, Juan Ramón Jiménez, Saul Bellow, James Tobin and Mario Vargas Llosa.
- UPRRP offers **127** academic programs, of which **49 are accredited**, and has the most extensive graduate-level academic offerings in Puerto Rico.
- During **2023-2024** academic year **2,119** degrees were conferred, including **100** doctorates.
- 8,738** undergraduates and **2,614** graduate students enrolled in **2024-25** academic year, most of them full time.
- Undergraduate Retention Rates average **82%** for the **2023** Cohort.
- Undergraduate Six Year Graduation Rate is **54%** for the **2017** Cohort.
- More than **45%** of freshmen students in academic year 2024-25 graduated from public high schools, of which **45%** are female and **37%** are male.

University of Puerto Rico - Río Piedras Campus  
14 Ave. Universidad Ste. 1401  
San Juan, PR 00925-2534  
Telephone: (787) 764-0000  
<http://www.uprrp.edu>



Equal Opportunity of Employment M/M/V/I

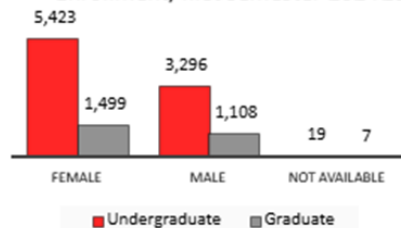
## Student Enrollment

First Semester 2024-25 and 2023-24

### Total Enrollment by Level

First Semester	2024-25	2023-24
<b>TOTAL</b>	<b>11,393</b>	<b>11,556</b>
<b>Undergraduate</b>	<b>8,738</b>	<b>8,887</b>
<b>Graduate</b>	<b>2,614</b>	<b>2,621</b>
Post bachelor Certificates	9	16
Juris Doctor	454	458
Master	1,371	1,364
Post master Certificates	2	2
Doctoral	778	781
<b>Other</b> (non degree)	<b>41</b>	<b>48</b>

Enrollment, first semester 202425



### Enrollment by College or School

College or School	2024-25	2023-24
Business Administration	2,068	2,032
School of Architecture	481	441
Natural Sciences	2,509	2,446
Social Sciences	2,059	2,142
Communication and Information	645	645
Law School	504	489
Education	1,115	1,238
General Studies	186	208
Humanities	1,527	1,620
School of Planning	73	85
Special Permissions	213	92
Continuing Education And Extension	13	18

## Undergraduate

High School Freshmen 2024-25

### Applications, Admissions and Enrollment

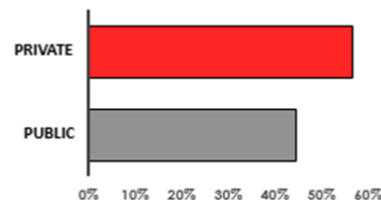
Academic Year	Applications*	Admissions	Enrollment
<b>2023-24</b>	4,799	2,620	<b>1,867</b>
<b>2023-24</b>	4,665	2,482	<b>1,839</b>

\*Unduplicated Headcount

### HIGH SCHOOL GPA

Maximum	4.00
Median	3.74
Promedio	3.64
Minimum	2.09

### Enrollment by School Type



\*Enrollment

### Freshmen Students Demand by Municipality\*

San Juan	442
Carolina	198
Bayamón	150
Guaynabo	113
Trujillo Alto	105

## Human Resources

2024-2025

### FULL TIME Instructional Staff by Rank and Education

Rank	TOTAL <sup>1</sup>	Doctorate Post-Doct. and Juris Doctor	Master	Bachelor	Not available
<b>TOTAL</b>	1078	763	276	23	16
Professor	326	336	20	0	-
Associate	77	69	7	1	-
Assistant	313	291	22	0	-
Instructor	316	67	227	22	-
Other	16	0	0	0	-

<sup>1</sup> 91% of Tenure and Tenure Track hold a Doctorate

### All Staff by Assignment

Staff	TOTAL	Full Time	Part Time	Not available
Faculty*	<b>1,078</b>	758	319	1
Other Faculty**	<b>190</b>	179	11	-
Non Faculty	<b>1,045</b>	998	47	-

\* Includes Tenure and Tenure Track and Faculty on Contract

\*\*Includes Librarians, Administrative positions

### Staff by Gender

	TOTAL	Faculty	Non Faculty
<b>TOTAL</b>	<b>2,313</b>	<b>1,268</b>	<b>1,045</b>
Female	<b>1,214</b>	661	553
Male	<b>1,099</b>	607	492