

Degrees Conferred

Academic Year 2021-2022††

Degrees Conferred by College and Level

COLLEGE OR SCHOOL	TOTAL	BACH	MA	PGC ^{1,2}	DOCT	JD
TOTAL	2,329	1,691	399	5	86	148
Business Administration	387	343	43	0	1	0
Architecture	78	44	34	0	0	0
Natural Sciences	438	400	13	0	25	0
Social Sciences	489	356	111	0	22	0
Communication and Information	133	84	44	5	0	0
Law	157	0	9	0	0	148
Education	261	169	65	0	27	0
General Studies	26	26	0	0	0	0
Humanities	339	269	59	0	11	0
Planning	21	0	21	0	0	0

Degrees by Gender and Level

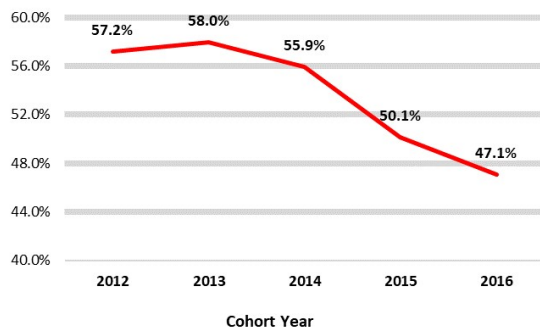
Degrees	TOTAL	BACH	MA	PGC ^{1,2}	DOCT	JD
TOTAL	2,329	1,691	399	5	86	148
Female	1,457	1,050	253	4	54	96
Male	872	641	146	1	32	52

Postgraduate Certification:

¹CPB: Cert. Post Baccalaureate

²CPM: Cert. Post Master

Graduation Rates (Undergraduate)



Accreditations

Accrediting Agency	College or School
ACBSP, AACSB, ABET-CAC	Business Administration
NAAB	Architecture
ABET-CAC, ACEND	Natural Sciences
CSWE, NASPAA, CORE, CACREP, APA	Social Sciences
ABA,	Law
CAEP	Education
ACEJMC	Communication
ALA	Science and Information Technology
PAB	Planning

49 accredited programs

Source: <https://academicos.uprrp.edu/acreditacion-y-licencia/>

Academic Offerings

Baccalaureate	61
Master	47
Post Graduate Certificate	4
First Professional Level	1
Doctorate	17
TOTAL	130

Source: Data reported to Puerto Rico Board of Postsecondary Institutions

Data Source: SAGA, NEXT, IPEDS and HRMS

† Enrollment:	2022-2023 - Cut off date: Aug/29/2022 2021-2022 - Cut off date: Sept/03/2021
Applicants and Admitted:	Sistema NEXT, 20 Sol NEXT Sept/2023
†† Degrees Conferred:	Summer 2021, 1st Semester 2021-22 & 2nd Semester 2021-22
‡ Human Resources:	HRMS System (November 1, 2022)
	IPEDS Data Feedback Report (DFR) 2022

Deanship of Academic Affairs
Division of Institutional Research and Assessment (DiIA)

10 Ave. Universidad, STE 1001

San Juan, PR 00925-2530

787.764.0000, Ext. 85018

<http://academicos.uprrp.edu/diia>

peticiones.diia@upr.edu



DiIA

División de Investigación Institucional y Avalúo
Decanato de Asuntos Académicos

Revised: DiIA/March, 2023

UPRRP

2022-2023

HIGHLIGHTS

- Established in **1903**, the University of Puerto Rico, Río Piedras Campus (UPRRP) is the oldest institution of Higher Education in Puerto Rico.
- Since **2018** UPRRP is classified as **Doctoral Universities: High Research Activity** by the Carnegie Classification of Institutions of Higher Education, the only among comparable institutions in Puerto Rico.
- Nobel** laureates who have served in our campus: Gabriela Mistral, Juan Ramón Jiménez, Saul Bellow, James Tobin and Mario Vargas Llosa.
- UPRRP** offers **130** programs (**49** accredited), of which **17** are unique in the UPR System, and the most extensive graduate academic offering in Puerto Rico.
- During **2021-2022** academic year **2,329** degrees were conferred, including 86 doctorates.
- 9,212** undergraduates and **2,825** graduate students enrolled in **2022-23** academic year, most of them full time.
- Undergraduate Retention Rates average **82%** for the **last six cohorts**.
- Six Year Graduation Rate is **50%** for the **2015** Cohort, the highest among comparable institutions of **Higher Education in Puerto Rico**.
- More than **44%** of enrolled students in academic year 2022-23 graduated from public high schools and **36%** are male.

University of Puerto Rico - Río Piedras Campus
14 Ave. Universidad Ste. 1401
San Juan, PR 00925-2534
Telephone: (787) 764-0000
<http://www.uprrp.edu>



Equal Opportunity of Employment M/M/V/I

Student Enrollment

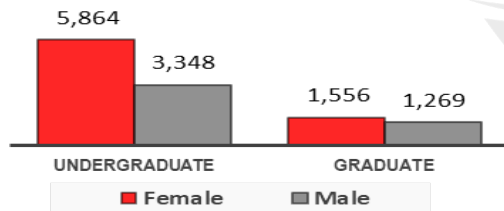
First Semester 2022-23† and 2021-22†

Total Enrollment by Level

First Semester	2022-23	2021-22
TOTAL	12,037	13,226
Undergraduate	9,212	10,207
Graduate	2,825	3,019
Post bachelor Certificates	12	6
Juris Doctor	478	503
Master	1,455	1,689
Post master Certificates	2	3
Doctoral	802	818
Other (non degree/certificate-seeking)	76	-

Enrollment

1st semester 2022-23



Enrollment by College or School

College or School	2022-23	2021-22
Business Administration	2,130	2,286
School of Architecture	433	437
Natural Sciences	2,550	2,840
Social Sciences	2,232	2,453
Communication and Information	660	671
Law School	503	534
Education	1,354	1,622
General Studies	212	291
Humanities	1,667	1,875
School of Planning	99	91
Special Permissions	112	126
Continuing Education And Extension	85	-

Undergraduate

High School Freshmen 2022-23†

Applications, Admissions and Enrollment

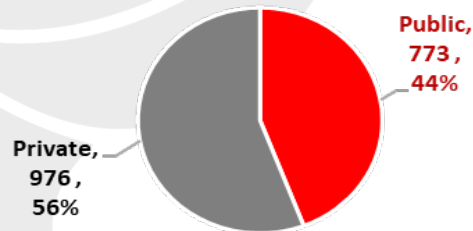
Academic Year	Applications*	Admissions	Enrollment
2022-23	4,859	2,507	1,749
2021-22	5,649	2,417	2,145

*Unduplicated Headcount

HIGH SCHOOL GPA

Maximum	4.00
3rd Quartile	3.95
Median	3.78
1st Quartile	3.54
Minimum	2.11

Enrollment by School Type



Freshmen Students Demand by Municipality*

San Juan	380
Carolina	186
Bayamón	129
Guaynabo	105
Caguas	94
Trujillo Alto	91
Toa Alta	67

*Enrollment

Human Resources

2022-2023‡

FULL TIME Instructional Staff by Rank and Education

Rank	TOTAL ¹	Doctorate Post-Doct. and Juris Doctor	Master	Bachelor
TOTAL	722	594	104	24
Professor	352	331	21	0
Associate	86	75	10	1
Assistant	192	178	14	0
Instructor	73	10	59	4
Other	19	0	0	19

¹ 90% of Tenure and Tenure Track hold a Doctorate

All Staff by Assignment

Staff	TOTAL	Full Time	Part Time
Instructional*	1,029	722	307
Other Faculty**	172	166	6
Non Faculty	1,151	1,099	52

* Includes Tenure and Tenure Track and Faculty on Contract

Staff by Gender

	TOTAL	Faculty	Non Faculty
TOTAL	2,352	1,201	1,151
Female	1,220	620	600
Male	1,132	581	551