

Degrees Conferred

Academic Year 2020-2021††

Degrees Conferred by College and Level

College / Level	TOTAL	Baccalau- reate	Master	Juris Doctor	Cert. Post Graduado	Doctorate
TOTAL	2,421	1,818	362	144	7	90
Business Administration	379	345	33			1
Architecture	64	43	21			
Science and Info. Technology	21		14		7	
Natural Sciences	410	376	12			22
Social Sciences	560	427	106			27
Communication	109	103	6			
Law	159		15	144		
Education	299	208	65			26
General Studies	19	19				
Humanities	381	297	70			14
Planning	20		20			

Degrees by Gender and Level

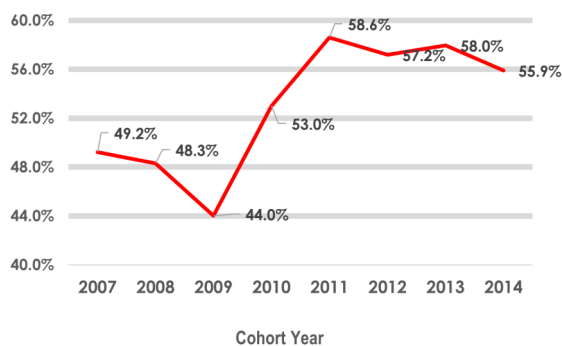
	BACH	MA	CPG ^{1,2}	DOCT	JD
TOTAL	1,818	362	7	90	144
Female	1,202	239	4	46	81
Male	616	123	3	44	63

Postgraduate Certification:

¹CPB: Cert. Post Baccalaureate

²CPM: Cert. Post Master

Graduation Rates (Undergraduate)



Accreditations

Accrediting Agency	College or School
ACBSP, AACSB, ABET-CAC	Business Administration
NAAB	Architecture
ABET-CAC, ACEND	Natural Sciences
CSWE, NASPAA, CORE, CACREP, APA	Social Sciences
ABA,	Law
CAEP	Education
ACEJMC	Communication
ALA	Science and Information Technology
PAB	Planning

50 accredited programs

Source: <https://academicos.uprrp.edu/acreditacion-y-licencia/>

Academic Offerings

Baccalaureate	61
Master	43
Post Graduate Certificate	3
First Professional Level	1
Doctorate	15
TOTAL	123

Source: <https://academicos.uprrp.edu/ofrecimientos-academicos/programas-academicos-rp/>

Data Source: SAGA, NEXT y HRMS

† Enrollment:	2020-2021 - Cut off date: Aug/30/2020 2021-2022 - Cut off date: Sept/03/2021
Applicants and Admitted:	Sistema NEXT, 20 Sol NEXT Sept/2021
†† Degrees Conferred:	Summer 2020, 1st Semester 2020-21 & 2nd Semester 2020-21
‡ Human Resources:	HRMS System (September 30, 2021)

Deanship of Academic Affairs
Division of Institutional Research and Assessment (DiiA)
10 Ave. Universidad, STE 1001

San Juan, PR 00925-2530
787.764.0000, Ext. 85018
<http://academicos.uprrp.edu/dia>
peticiones.dia@upr.edu



DiiA

División de Investigación Institucional y Avalúo
Decanato de Asuntos Académicos

UNIVERSITY OF PUERTO RICO

2021-2022



HIGHLIGHTS

- Established in 1903, the University of Puerto Rico, Río Piedras Campus (UPRRP) is the oldest institution of Higher Education in Puerto Rico.
- Since 2018 UPRRP is classified as Doctoral Universities: High Research Activity by the Carnegie Classification of Institutions of Higher Education, the only among comparable institutions in Puerto Rico.
- Nobel laureates who have served in our campus: Gabriela Mistral, Juan Ramón Jiménez, Saul Bellow, James Tobin and Mario Vargas Llosa.
- It offers 123 programs (50 accredited), of which 19 are unique in the UPR System, and the most extensive graduate academic offering in Puerto Rico.
- During academic year 2020-2021, 2,421 degrees were conferred, 90 doctorates.
- 10,207 undergraduates and 3,019 graduate students enrolled in 2021-22 academic year, most of them full time.
- Undergraduate Retention Rates average 82% for the last six cohorts.
- Six Year Graduation Rate is 56% for the 2014 cohort, the highest among comparable institutions of Higher Education in Puerto Rico.
- More than 44% of enrolled students in academic year 2021-21 graduated from public high schools and 36% are male.

University of Puerto Rico - Río Piedras Campus
14 Ave. Universidad Ste. 1401
San Juan, PR 00925-2534
Telephone: (787) 764-0000
<http://www.uprrp.edu>



Equal Opportunity of Employment M/M/V/I

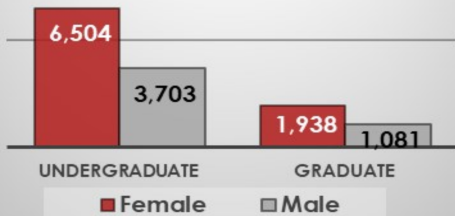
Student Enrollment

First Semester 2020-21[†] and 2021-22

Total Enrollment by Level

First Semester	2020-21	2021-22
TOTAL	13,892	13,226
Undergraduate	10,877	10,207
Graduate	3,015	3,019
Post bachelor Certificates	10	6
Juris Doctor	516	503
Master	1,670	1,689
Post master Certificates	3	3
Doctoral	816	818

Enrollment, first semester 2021-22



ENROLLMENT BY COLLEGE OR SCHOOL

COLLEGE OR SCHOOL	2020-21	2021-22
Business Administration	2,327	2,286
School of Architecture	399	437
Natural Sciences	2,907	2,840
Social Sciences	2,624	2,453
Science and Information Technology	76	94
School of Communication	582	577
Law School	538	534
Education	1,821	1,622
General Studies	331	291
Humanities	2,076	1,875
School of Planning	88	91
Special Permissions	123	126

Undergraduate

High School Freshmen 2021-21[†]

Applications, Admissions and Enrollment

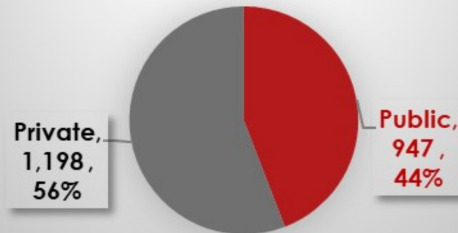
Academic Year	Applications*	Admissions	Enrollment
2020-21	5,485	2,968	2,361
2021-22	5,649	2,417	2,145

* Unduplicated Headcount

HIGH SCHOOL GPA

Maximum	4.00
3rd Quartile	3.95
Median	3.76
1st Quartile	3.52
Minimum	2.13

School Type



Municipality Demand By Freshmen Students

SAN JUAN	455
CAROLINA	213
BAYAMON	184
GUAYNABO	126
TRUJILLO ALTO	120
CAGUAS	102
TOA ALTA	88

Human Resources

2021-2022

FULL TIME Instructional Staff by Rank and Education

Rank	TOTAL ¹	Doctorate Post-Doct. and Juris Doctor	Master	Bachelor
TOTAL	738²	605	117	1
Professor	370	344	26	
Associate	86	77	8	1
Assistant	196	177	19	
Instructor	71	7	64	

¹ 85% of Tenure and Tenure Track hold a Doctorate,

² Exclusions: 15 instructional staff without information.

All Staff by Assignment

Staff	TOTAL	Full Time	Part Time
Instructional*	967	738	229
Other Faculty**	175	170	5
Non Faculty	1,227	1,177	50

* Includes Tenure and Tenure Track and Faculty on Contract

**Includes Librarians, Administrative positions

Staff by Gender

	TOTAL	Faculty	Non Faculty
TOTAL	2,369	1,142	1,227
Female	1,221	584	637
Male	1,148	558	590