

Degrees Conferred

Academic Year 2019-2020^{††}

Degrees Conferred by College and Level

College / Level	TOTAL	Baccalaureate	Master	Juris Doctor	Cert. Post Graduado	Doctorate
TOTAL	2,388	1,806	301	180	7	94
Business Administration	367	337	30			
Architecture	61	37	24			
Science and Info. Technology	11		4		5	
Natural Sciences	461	410	20			31
Social Sciences	554	453	78			23
Communication	104	92	12			
Law	194		14	180		
Education	284	194	68			22
General Studies	9	9				
Humanities	338	274	46			18
Planning	5		5			

Degrees by Gender and Level

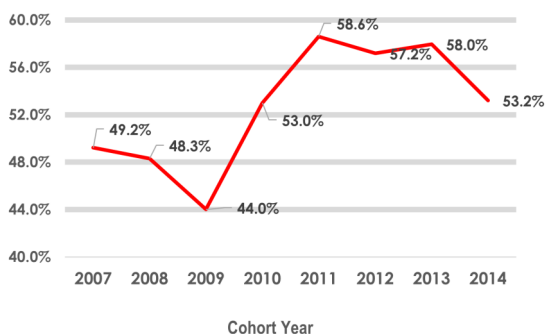
	BACH	MA	CPG ^{1,2}	DOCT	JD
TOTAL	1806	301	7	94	180
Female	1,185	200	3	50	110
Male	621	101	4	44	70

Postgraduate Certification:

¹CPB: Cert. Post Baccalaureate

²CPM: Cert. Post Master

Graduation Rates (Undergraduate)



Accreditations

Accrediting Agency	College or School
ACBSP, AACSB, ABET-CAC	Business Administration
NAAB	Architecture
ABET-CAC, ACEND	Natural Sciences
CSWE, NASPAA, CORE, CACREP, APA	Social Sciences
ABA,	Law
CAEP	Education
ACEJMC	Communication
ALA	Science and Information Technology
PAB	Planning

48 accredited programs

Academic Offerings

Baccalaureate	63
Master	42
Post Graduate Certificate	3
First Professional Level	1
Doctorate	15
TOTAL	124

Source: <https://academicos.uprrp.edu/acreditacion-y-licencia/>

Data Source: SAGA, NEXT y HRMS

- † Enrollment: 2019-2020 - Cut off date: Sept/5/2019
2020-2021 - Cut off date: Aug/30/2020
- Applicants and Admitted: Sistema NEXT, 20 Sol NEXT Sept/2020
- †† Degrees Conferred: Summer 2019, 1st Semester 2019-20 & 2nd Semester 2019-20
- ‡ Human Resources: HRMS System (October 10, 2020)

Deanship of Academic Affairs
Division of Institutional Research and Assessment (DiiA)
10 Ave. Universidad, STE 1001
San Juan, PR 00925-2530
787.764.0000, Ext. 85018
<http://academicos.uprrp.edu/diia>
peticiones.dii@upr.edu



DiiA

División de Investigación Institucional y Avalúo
Decanato de Asuntos Académicos

Revised: DiiA/February, 2021

UNIVERSITY OF PUERTO RICO

2020-2021

HIGHLIGHTS

- Established in 1903, the University of Puerto Rico, Río Piedras Campus (UPRRP) is the oldest institution of Higher Education in Puerto Rico.
- Since 2018 UPRRP is classified as Doctoral Universities: High Research Activity by the Carnegie Classification of Institutions of Higher Education, the only among comparable institutions in Puerto Rico.
- Nobel laureates who have served in our campus: Gabriela Mistral, Juan Ramón Jiménez, Saul Bellow, James Tobin and Mario Vargas Llosa.
- It offers 124 programs (55 accredited), of which 17 are unique in the UPR System, and the most extensive graduate academic offering in Puerto Rico.
- During academic year 2019-2020, 2,388 degrees were conferred, 94 doctorates.
- 10,887 undergraduates and 3,015 graduate students enrolled in 2020-21 academic year, most of them full time.
- Undergraduate Retention Rates average 85% for the last six cohorts.
- Six Year Graduation Rate is 53% for the 2014 cohort, the highest among comparable institutions of Higher Education in Puerto Rico.
- More than 40% of enrolled students in academic year 2020-21 graduated from public high schools and 37% are male.

University of Puerto Rico - Río Piedras Campus
14 Ave. Universidad Ste. 1401
San Juan, PR 00925-2534
Telephone: (787) 764-0000
<http://www.uprrp.edu>



Equal Opportunity of Employment M/M/V/I

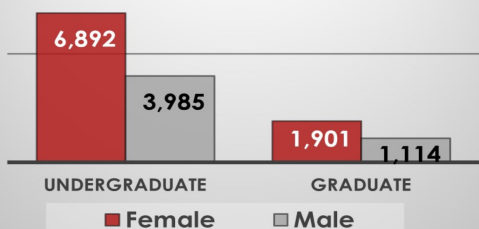
Student Enrollment

First Semester 2020-21[†] and 2019-20[†]

Total Enrollment by Level

First Semester	2020-21	2019-20
TOTAL	13,892	14,395
Undergraduate	10,877	11,254
Graduate	3,015	3,141
Post bachelor Certificates	10	22
Juris Doctor	516	564
Master	1,670	1,707
Post master Certificates	3	8
Doctoral	816	840

Enrollment, first semester 2020-21



ENROLLMENT BY COLLEGE OR SCHOOL

COLLEGE OR SCHOOL	2020-21	2019-20
Business Administration	2,327	2,369
School of Architecture	399	357
Natural Sciences	2,907	2,868
Social Sciences	2,624	2,771
Science and Information Technology	76	64
School of Communication	582	526
Law School	538	590
Education	1,821	1,920
General Studies	331	322
Humanities	2,076	2,222
School of Planning	88	70
Special Permissions	123	316

Undergraduate

High School Freshmen 2020-21[†]

Applications, Admissions and Enrollment

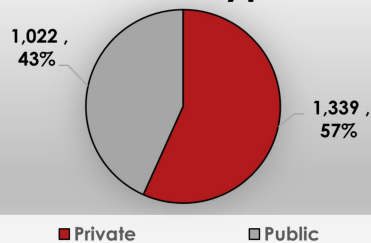
Academic Year	Applications*	Admissions	Enrollment
2020-21	5,485	2,968	2,361
2019-20	5,798	2,388	2,217

* Unduplicated Headcount

HIGH SCHOOL GPA

Maximum	4.00
3rd Quartile	3.92
Median	3.71
1st Quartile	3.45
Minimum	2.15

School Type



Municipality Demand By Freshmen Students

SAN JUAN	540
CAROLINA	238
BAYAMON	190
GUAYNABO	170
TRUJILLO ALTO	125
CAGUAS	122
TOA BAJA	105

Human Resources

2020-2021

FULL TIME Instructional Staff by Rank and Education

Rank	TOTAL ¹	Doctorate Post-Doct. and Juris Doctor	Master	Bachelor
TOTAL	717	595	121	1
Professor	396	369	27	
Associate	90	79	10	1
Assistant	144	130	14	
Instructor	87	17	70	

¹ 84% of Tenure and Tenure Track hold a Doctorate or the highest degree in their field.

All Staff by Assignment

Staff	TOTAL	Full Time	Part Time
Instructional*	996	734	262
Other Faculty**	182	175	6
Non Faculty	1,261	1,245	16

* Includes Tenure and Tenure Track and Faculty on Contract

**Includes Librarians, Administrative positions

Staff by Gender

	TOTAL	Faculty	Non Faculty
TOTAL	2,439	1,178	1,261
Female	1,271	610	661
Male	1,168	568	600