

Degrees Conferred

Academic Year 2018-2019^{††}

Degrees Conferred by College and Level

College / Level	TOTAL	Baccalaureate	Master	Juris Doctor	Cert. Post Graduado	Doctorate
TOTAL	2,521	1,852	405	173	7	84
Business Administration	377	323	52			2
Architecture	79	47	32			
Science and Info. Technology	25		18		7	
Natural Sciences	459	413	19			27
Social Sciences	537	422	99			16
Communication	120	115	5			
Law	177		4	173		
Education	316	220	74			22
General Studies	16	16				
Humanities	394	296	81			17
Planning	21		21			

Degrees by Gender and Level

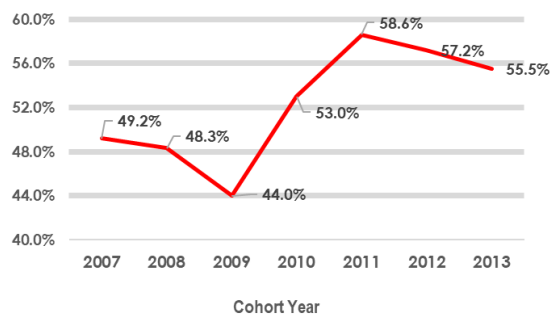
	BACH	MA	CPG ^{1,2}	DOCT	JD
TOTAL	1,852	405	7	84	173
Female	1,136	240	5	52	86
Male	716	165	2	32	87

Postgraduate Certification:

¹CPB: Cert. Post Baccalaureate

²CPM: Cert. Post Master

Graduation Rates (Undergraduate)



Accreditations

Accrediting Agency	College or School
ACBSP, AACSB, ABET-CAC	Business Administration
NAAB	Architecture
ABET-CAC, ACEND	Natural Sciences
CSWE, NASPAA, CORE, CACREP	Social Sciences
ABA, AALS	Law
CAEP, NCATE	Education
ACEJMC	Communication
ALA	Science and Information Technology
PAB	Planning

54 accredited programs

Academic Offerings

Baccalaureate	65
Master	42
Post Graduate Certificate	5
First Professional Level	1
Doctorate	15
TOTAL	128

Source: http://academicos.uprrp.edu/?page_id=104

Data Source: SAGA, NEXT y HRMS

† Enrollment:	2019-2020 - Cut off date: Sept/5/2019 2018-2019 - Cut off date: Aug/31/2018
Applicants and Admitted:	Sistema NEXT, 20 Sol NEXT August/2019
†† Degrees Conferred:	Summer 2018, 1st Semester 2018-19 & 2nd Semester 2018-19
‡ Human Resources:	HRMS System (November 1, 2019)

Deanship of Academic Affairs
Division of Institutional Research and Assessment (DiiA)
10 Ave. Universidad, STE 1001
San Juan, PR 00925-2530
787.764.0000, Ext. 85018
<http://academicos.uprrp.edu/diia>
peticiones.dii@upr.edu



DiiA

División de Investigación Institucional y Avalúo
Decanato de Asuntos Académicos

Revised: DiiA/February, 2020

UPRRP

2019-2020

HIGHLIGHTS

- Established in 1903, the University of Puerto Rico, Río Piedras Campus (UPRRP) is the oldest institution of Higher Education in Puerto Rico.
- Since 2018 UPRRP is classified as Doctoral Universities: High Research Activity by the Carnegie Classification of Institutions of Higher Education, the only among comparable institutions in Puerto Rico.
- Nobel laureates who have served in our campus: Gabriela Mistral, Juan Ramón Jiménez, Saul Bellow, James Tobin and Mario Vargas Llosa.
- It offers 127 programs (54 accredited), of which 24 are unique in the UPR System, and the most extensive graduate academic offering in Puerto Rico.
- During academic year 2018-19, 2,521 degrees were conferred, 84 doctorates.
- 11,254 undergraduates and 3,141 graduate students enrolled in 2019-2020 academic year, most of them full time.
- Undergraduate Retention Rates average 87% for the last six cohorts.
- Six Year Graduation Rate is 55% for the 2013 cohort, the highest among comparable institutions of Higher Education in Puerto Rico.
- More than 40% of enrolled students in academic year 2019-20 graduated from public high schools and 38% are male.

University of Puerto Rico - Río Piedras Campus
14 Ave. Universidad Ste. 1401
San Juan, PR 00925-2534
Telephone: (787) 764-0000
<http://www.uprrp.edu>



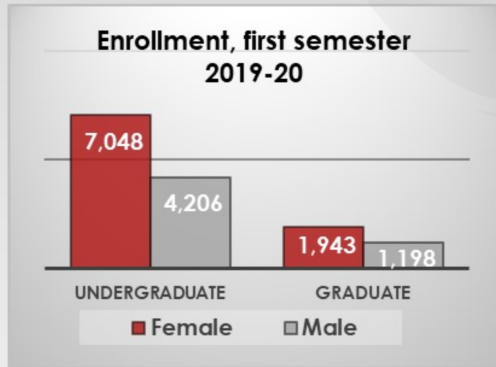
Equal Opportunity of Employment M/M/V/I

Student Enrollment

First Semester 2018-19† and 2019-20†

Total Enrollment by Level

First Semester	2018-19	2019-20
TOTAL	14,932	14,395
Undergraduate	11,657	11,254
Graduate	3,275	3,141
Post bachelor Certificates	16	22
Juris Doctor	615	564
Master	1,787	1,707
Post master Certificates	7	8
Doctoral	850	840



ENROLLMENT BY COLLEGE OR SCHOOL

COLLEGE OR SCHOOL	2018-19	2019-20
Business Administration	2,350	2,369
School of Architecture	349	357
Natural Sciences	2,848	2,868
Social Sciences	2,873	2,771
Science and Information Technology	61	64
School of Communication	532	526
Law School	623	590
Education	2,112	1,920
General Studies	367	322
Humanities	2,325	2,222
School of Planning	63	70
Special Permissions	429	316

Undergraduate

High School Freshmen 2019-20†

Applications, Admissions and Enrollment

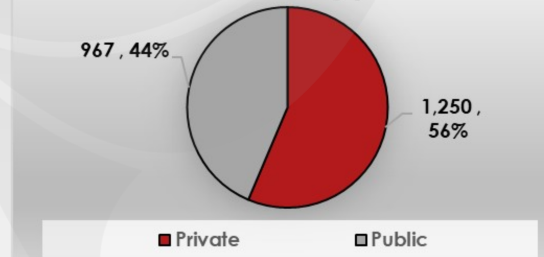
Academic Year	Applications*	Admissions	Enrollment
2018-19	5,876	2,502	2,169
2019-20	5,798	2,388	2,217

* Unduplicated Headcount

HIGH SCHOOL GPA

Maximum	4.00
3rd Quartile	3.93
Median	3.73
1st Quartile	3.45
Minimum	2.00

School Type



Municipality Demand By Freshmen Students

SAN JUAN	554
CAROLINA	239
BAYAMON	191
GUAYNABO	129
CAGUAS	121
TRUJILLO ALTO	121
TOA BAJA	72

Human Resources

2019-2020:

Full Time Instructional Staff by Rank and Education

Rank	TOTAL ¹	Doctorate Post-Doct. and Juris Doctor	Master	Bachelor
TOTAL	726	609	116	1
Professor	416	385	31	0
Associate	98	85	12	1
Assistant	136	121	15	0
Instructor	76	18	58	0

¹ 84% of Tenure and Tenure Track hold a Doctorate or the highest degree in their field.

All Staff by Assignment

Staff	TOTAL	Full Time	Part Time
Instructional*	1,069	726	343
Other Faculty**	179	174	5
Non Faculty	1,366	1295	71

* Includes Tenure and Tenure Track and Faculty on Contract

**Includes Librarians, Administrative positions

Staff by Gender

	TOTAL	Faculty	Non Faculty
TOTAL	2,614	1,248	1,366
Female	1,348	648	700
Male	1,266	600	666